



## SKC VOC 575 Series Passive Samplers for Organic Vapors



### Performance Profile

<b>Housing Material:</b>	Nylon
<b>Diameter:</b>	1.4 in (3.5 cm)
<b>Length (including clip):</b>	2.5 in (6.3 cm)
<b>Depth:</b>	0.6 in (1.5 cm)

	575-001	575-002	575-005	575-006
<b>Sorbent/Amount:</b>	Anasorb® CSC, 350 mg	Anasorb 747, 500 mg	Anasorb 747 treated with hydrobromic acid, 500 mg	Anasorb 747, treated with tert-butyl catechol, 500 mg
<b>Concentration Range:</b>	Varies - dependent upon chemical of interest		0.1 to 4 ppm	0.1 to 202 ppm
<b>Analysis:</b>	Solvent desorption, gas chromatography/flame ionization detector (GC/FID)		Solvent desorption, gas chromatography/electron capture detector (GC/ECD)	Solvent desorption, gas chromatography/flame ionization detector (GC/FID)
<b>Shelf-life:</b>	2 years from date of manufacture at < 39.2 F (4 C)		18 months from date of manufacture at < 39.2 F (4 C)	2 years from date of manufacture at < 39.2 F (4 C)
<b>Storage:</b>	<p><b>Before use:</b> Store at ambient temperature or &lt; 39.2 F (4 C). If storing at &lt; 39.2 F (4 C), bring to ambient temperature before sampling. <i>Note: Storage at &lt; 39.2 F (4 C) is recommended to keep background low.</i></p> <p><b>After use:</b> For sample storage information, refer to the method for the chemical of interest. <i>Expedited shipping is recommended.</i></p>		<p><b>Before use:</b> Store at &lt; 39.2 F (4 C). Bring to ambient temperature before sampling.</p> <p><b>After use:</b> Store at &lt; 39.2 F (4 C) for up to 3 weeks. <i>Expedited shipping is recommended.</i></p>	<p><b>Before use:</b> Store at ambient temperature or &lt; 39.2 F (4 C). If storing at &lt; 39.2 F (4 C), bring to ambient temperature before sampling. <i>Note: Storage at &lt; 39.2 F (4 C) is recommended to keep background low.</i></p> <p><b>After use:</b> Store at ambient or refrigerator temperature (&lt; 39.2 F [4 C]) for up to 2 weeks.</p>
<b>Sample Time:</b>	Validated for 15-min and 8-hr occupational exposure sampling. Lab and field studies conducted with several compounds show suitability for 24-hr air sampling. <i>For sampling times, visit <a href="http://www.skcinc.com">www.skcinc.com</a> and click on Sampling Guides.</i>		Validated for 15-min and 8-hr occupational exposure sampling	Validated for 15-min and 8-hr occupational exposure sampling (cannot be used for peak sampling)
<b>Sampling Rate:</b>	Dependent upon chemical of interest. <i>For compound-specific sampling rates, visit <a href="http://www.skcinc.com">www.skcinc.com</a> and click on Sampling Guides.</i>		21.2 ml/min	13.55 ml/min

### Sampling

Select the passive sampler with the sorbent best suited for the chemical analysis of interest. Visit [www.skcinc.com](http://www.skcinc.com) and click on Sampling Guides to determine the recommended sampler for a specific compound.


1. Remove the sampler from the sealed pouch. **Do not discard the pouch as it is used to protect the sampler during shipment.**




2. Write the date, start time, and sampler ID number (found on the sampler) on the label on the pouch.



3. Remove the cap on the front of the sampler and set aside. **Do NOT remove the plastic plug on the back of the sampler. Removing this plug will VOID the sample.** Clip the sampler to the worker's clothing in the breathing zone. Ensure small holes are facing out. **Ensure holes are not covered in any way. Do not expose to rain/spray or splashing chemicals. Do not handle with dirty fingers/gloves.**




4. At the end of the desired sampling period, unclip the sampler from the worker's clothing. Replace the cap on the front of the sampler.



5. Write the stop time on the label on the pouch. **Important: Measure and record ambient temperature and atmospheric pressure. Include in information sent to the laboratory.**



6. Carefully package the sampler in the pouch and send it, blanks, and pertinent information to an AIHA-accredited laboratory for analysis.



## Analysis

*Note: See Ordering Information below for sorbent tubes for desorption efficiency studies.*

### Desorption

1. Take out small plug from back of sampler and remove foam disc with a pair of tweezers. Transfer sorbent to vial. Tap sampler lightly to get all sorbent particles out of sampler.
2. Add 2 mls of recommended desorption solvent\* to vial.
3. Cap vial with a PTFE-lined cap.

\* Go to [www.skinc.com/samplingguide/passive](http://www.skinc.com/samplingguide/passive) for desorption solvents, times, and efficiency data.

### Calculations

$$C = \frac{(SW) (24.45 \times 10^6)}{(DE) (MW) (SR) (MIN) (PT)}$$

Where:

C = Concentration of chemical (ppm)  
SW = Sample weight by analysis (mg)  
PT = Pressure/temperature correction (*see right*)  
DE = Desorption efficiency (*see right*)  
MW = Molecular weight of chemical  
SR = Sampling rate (ml/min)  
MIN = Sampling time (minutes)

The equation opposite is correct for 25 C (298 K) and standard atmospheric pressure (760 mm Hg). To convert to other temperatures and pressures, the correction factor is:

$$PT = (T_1/T_2)^{1.5} (P_2/P_1)$$


Where:

T<sub>1</sub> = Sampling site temperature (in kelvin)  
T<sub>2</sub> = 298 K  
P<sub>1</sub> = Sampling site pressure (in mm Hg)  
P<sub>2</sub> = 760 mm Hg

Desorption efficiency should be determined and expressed as a decimal (e.g., 98% = 0.98).

Example: Sampling toluene at 38 C and 695 mm Hg

$$\frac{(3.03 \text{ mg}) (24.45 \times 10^6)}{(0.99) (92.14) (14.5) (480) (1.166)} = 100 \text{ ppm}$$

 The 575 Series diffusive samplers have been validated for specific compounds according to specific methods. Substituting a solvent other than that stated in these methods or other modifications of these methods may result in inaccurate results.

A listing of AIHA-accredited laboratories analyzing SKC 575 Series Passive Samplers is available at [www.skinc.com/lablocations](http://www.skinc.com/lablocations).

## References

Cassinelli, M.E., Hull, R.D., Crable, J.V. and Teass, A.W., "Diffusive Sampling: An Alternative to Workplace Air Monitoring," A. Berlin, R.H. Brown and K.J. Saunders (Royal Society of Chemistry, London) (eds.), *NIOSH Protocol for the Evaluation of Passive Monitors*, 1987, pp. 190-202

Guild, L.V., Myrmel, K.H., Myers, G. and Dietrich, D.F., "Bi-Level Passive Monitor Validation: A Reliable Way of Assuring Sampling Accuracy for a Larger Number of Related Chemical Hazards," *Appl. Occup. Environ. Hyg.*, Vol. 7, No. 5, May 1992, pp. 310-317. Reprints are available from SKC.

SKC 575 Passive Sampler Validation (Research) Reports are available at [www.skinc.com/knowledgecenter](http://www.skinc.com/knowledgecenter).

## Ordering Information

Passive Sampler for:	Sorbent/Amount	Cat. No.	Qty.
Organic vapors	Anasorb CSC, 350 mg	575-001	5
		575-001A	25
		575-001B	100
		575-001C	500
Organic vapors	Anasorb 747, 500 mg	575-002	5
		575-002A	25
		575-002B	100
		575-002C	500
Ethylene oxide	Anasorb 747 treated with hydrobromic acid, 500 mg	575-005	5
		575-005A	25
Styrene	Anasorb 747 treated with tert-butyl catechol, 500 mg	575-006	5
Methanol	Anasorb 747, 500 mg, includes secondary diffusion barrier	575-007	5

Analysis Accessories	Cat. No.
<b>Desorption Efficiency Tubes</b> , each single-section tube contains the sorbent type and amount equal to the corresponding passive sampler, pk/10	
For 575-001 Samplers	575-048
For 575-002 and 575-007 Samplers	575-049
For 575-005 Samplers	575-051
For 575-006 Samplers	575-052

## SKC Limited Warranty and Return Policy

SKC products are subject to the SKC Limited Warranty and Return Policy, which provides SKC's sole liability and the buyer's exclusive remedy. To view the complete SKC Limited Warranty and Return Policy, go to [skinc.com/warranty](http://skinc.com/warranty).